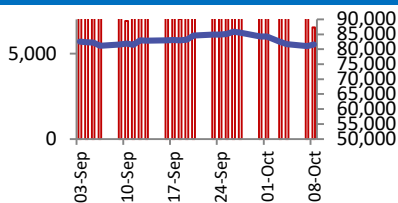
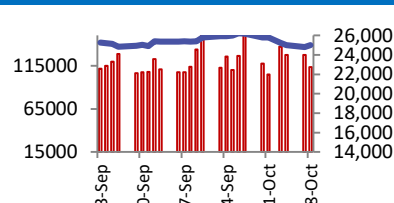


**BSE**



Open	80827
High	81763
Low	80813
Close	81635
Change	585
Volume (Lacs)	9167
Turnover (Rs.inCr)	6529

**NSE**



Open	24832
High	25044
Low	24757
Close	25013
Change	217
Volume(Lacs)	41114
Turnover(Rs.in Cr)	113420

World Markets	Current	Previous	Pt. Chg	Var(%)
Dow	42080	41954	126	0.3%
Dow Futures	42333	42375	(42)	-0.1%
Nasdaq	18183	17924	259	1.4%
FTSE	8191	8304	(113)	-1.4%
Nikkei	39179	38938	241	0.6%
Hang Seng	20725	20927	(202)	-1.0%
Gift Nifty	25152	25153	(1)	0.0%
Straits Singapore	3585	3576	9	0.3%
South Korea	2594	2594	Closed	Closed
Taiwan	22719	22611	108	0.5%
Shanghai	3323	3490	(167)	-4.8%

Commodity Prices	Current	Previous	Pt. Chg	Var(%)
Copper (\$/MT)	9774	9743	31.0	0.3%
Alumin (\$/MT)	2557	2571	(14.0)	-0.5%
Zinc (\$/MT)	3067	3091	(24.0)	-0.8%
Brent Crude (\$/bbl)	77.0	77.0	0.0	0.0%
Gold (\$/Ounce)	2620	2622	(2.0)	-0.1%
Silver (\$/Ounce)	31.0	31.0	0.0	0.0%
Light Crude (\$/bbl)	74.0	74.0	0.0	0.0%
N G (\$/mmbtu)	3.0	3.0	0.0	0.0%
Sugar (\$/MT)	580.0	579.0	1.0	0.2%
Rubber (Rs./kg)	210.0	213.0	(3.0)	-1.4%
Baltic Dry Index	1860	1907	(47.0)	-2.5%

Currency Exchange Rate	Current	Previous	Var(%)
Rs./\$ rate	83.96	83.98	-0.02%
Rs./ Euro	92.26	92.02	0.26%
Rs./Chinese Yuan	11.89	11.89	0.00%
Yen /\$ rate	148.22	148.20	0.01%
\$ US/Euro	1.10	1.10	0.00%

Dollar Index	Current	Previous	Var(%)
Dollar Index	105.26	105.28	-0.02%

Support/ Resistance Levels for Today		
	Nifty	Bank Nifty Fut
Support 1	24940	51070
Support 2	24870	50740
Resistance	25045	51640

Securities in Ban For Trade	
BSOFT	BANDHANBNK
HINDCOPPER	RBLBANK
GRANULES	MANAPPURAM
GNFC	IDFCFIRSTB
PNB	SAIL

**Market Review**

**US:** Stocks rebounded on Tuesday following a losing session on Wall Street, as oil prices eased and investors assessed ongoing tensions in the Middle East.

**Asia:** Most markets in Asia-Pacific were trading higher early trade Wednesday, taking cues from overnight gains on Wall Street.

**India:** India's benchmark equity indices snapped their six-session losing streak to end higher on Tuesday, led by heavyweights HDFC Bank Ltd, Infosys Ltd., and Reliance Industries Ltd. **Market is expected to open on a flattish note and likely to witness range bound move during the day.**

**Global Economy:** Canada recorded a bigger-than-expected trade deficit of C\$1.1 billion (\$806 million) in August, its sixth consecutive monthly shortfall, as imports rose while exports declined. Total exports fell 1% in the month, mainly on lower crude oil prices, and pulp and paper exports. Imports in the month were up 0.3%, driven by motor vehicles and parts, as well as industrial machinery, equipment and parts. By volume, exports rose 0.1%, indicating softer prices of exported goods, and imports were up by 0.4%.

The U.S. trade deficit narrowed sharply in August as exports increased to a record high, suggesting trade could have little or no impact on economic growth in the third quarter. The smaller-than-expected trade gap reported by the Commerce Department on Tuesday added to data on the labor market and consumer spending in suggesting that the economy remained on solid footing last quarter. The economy's strength likely has no impact on expectations that the Federal Reserve will cut interest rates again next month. It, however, reinforced views that the U.S. central bank did not need to pursue another half-percentage point rate reduction.

**Commodities:** Gold prices remain steady ahead of the release of the Federal Reserve's September meeting minutes. Traders anticipate signals on U.S. interest rate policies and are also eyeing upcoming CPI and PPI reports.

Oil prices rose in Asian trade on Wednesday, recouping some of the prior session's steep losses, although signs of an outsized build in U.S. inventories limited gains.

**Currency:** The dollar drifted sideways on Wednesday, giving some relief to the yen and other major currencies after a sharp rally to a seven-week high last week, as investors paused to assess the interest rate path outlook for the US.

FII Derivative Transactions (Rs. Cr)

Contracts	Purchase		Sell		Net	Open Interest (OI)		OI (Previous day)		Change	
	Contract	Value	Contract	Value	Value	Contract	Value	Contract	Value	Contract	Value
Index Future	53405	3657	93676	6104	(2447)	565079	37390	553526	36401	11553	989
Index Option	47239760	3012132	47114078	3005246	6886	7895305	531097	7923584	525390	(28279)	5707
Stock Future	341028	27621	359908	28879	(1258)	4414529	346907	4419503	342841	(4974)	4066
Stock Option	548545	45461	571764	47308	(1847)	800377	63677	765886	59688	34491	3989
<b>Total</b>	<b>48182738</b>	<b>3088871</b>	<b>48139426</b>	<b>3087537</b>	<b>1334</b>	<b>13675290</b>	<b>979071</b>	<b>13662499</b>	<b>964320</b>	<b>12791</b>	<b>14751</b>

FII All Activity-BBG (Rs Cr)	Buy	Sell	Net
30-Sep-24	20376	26803	(6427)
1-Oct-24	12923	18131	(5209)
3-Oct-24	17726	33232	(15507)
4-Oct-24	14962	24607	(9645)
7-Oct-24	14937	23063	(8127)
<b>Month to date- Oct</b>	<b>60547</b>	<b>99034</b>	<b>(38487)</b>

FII (Prov.) (Rs Cr)	Buy	Sell	Net
1-Oct-24	12628	18207	(5579)
3-Oct-24	17312	32555	(15243)
4-Oct-24	14525	24422	(9897)
7-Oct-24	14057	22351	(8293)
8-Oct-24	14774	20504	(5730)
<b>Month to date-Oct</b>	<b>73296</b>	<b>118039</b>	<b>(44743)</b>

DII (Prov.) (Rs. Cr)	Buy	Sell	Net
1-Oct-24	14435	9826	4610
3-Oct-24	25294	12381	12914
4-Oct-24	20287	11381	8905
7-Oct-24	23924	10679	13245
8-Oct-24	19495	12494	7001
<b>Month to date-Oct</b>	<b>103435</b>	<b>56761</b>	<b>46674</b>

FII Debt - BBG (Rs. Cr)	Buy	Sell	Net
30-Sep-24	4876	2628	2248
1-Oct-24	4760	2582	2178
3-Oct-24	3950	4449	(498)
4-Oct-24	4112	3654	458
7-Oct-24	2083	8581	(6498)
<b>Month to date- Oct</b>	<b>14906</b>	<b>19267</b>	<b>(4360)</b>

Market Breadth	BSE		NSE	
	No.	%	No.	%
Advance	3024	75%	2178	77%
Decline	923	23%	594	21%
Unchanged	99	2%	62	2%

Market Turnover	08-Oct	07-Oct	Var (%)
BSE Cash	6529	9511	-31%
NSE Cash	113420	127522	-11%
NSE Futures	141446	186868	-24%
NSE Options	45281573	33899762	34%
Total (Rs.Cr)	45542968	34223663	33%

Volatility Index	08-Oct	07-Oct
Volatility Index	14.59	15.08

Index PE - TTM	08-Oct	Yr. High	Yr. Low
Sensex	24.0	26.0	21.8
Nifty	23.5	28.8	20.3

Corporate News

**IRFC Approves Financing Rakes To NTPC At Rs 700 Crore**

The board of directors of Indian Railway Finance Corporation Ltd. or IRFC, approved to finance 20 rakes for NTPC Ltd. at Rs 700 crore. The 20 rakes were procured under the general-purpose wagon investment scheme under the Ministry of Railways, according to an exchange filing on Tuesday. The company also appointed Ajoy Choudhury as the chief risk officer for a period of two years on the recommendation of the RMC Committee.(NDTV)

**SKF India To Demerge Automotive And Industrial Units**

The board of directors of SKF India Ltd. has approved the demerger of its automotive and industrial businesses through a scheme of agreement on Tuesday. It has given the corporate restructuring committee the authority to take steps to prepare a detailed scheme for the proposed demerger, according to an exchange filing. (NDTV))

Economy

**Gross enrolments under Atal Pension Yojana cross 7 crore mark**

The gross enrolments under the Atal Pension Yojana have crossed the 7 crore mark, the Pension Fund Regulatory and Development Authority said on Tuesday. This is the 10th year of the rollout of the Atal Pension Yojana (APY). The scheme was launched on May 9, 2015, to create a universal social security system for all Indians, especially the poor, underprivileged and workers in the unorganised sector. (ET)

**Centre eases export norms for some dual use software, tech items to 41 nations**

The government Tuesday notified rules easing the export of 36 items including software and technology from an Indian parent company to its foreign subsidiary in 41 countries, under a policy for dual-use products. Dual use goods are those which have both industrial and military uses and fall in the Special chemicals, organisms, materials, equipment and technologies (SCOMET) category. (ET)

International

**Alibaba, Pinduoduo among Tuesday's afternoon market cap stock movers**

Tuesday's trading session is showcasing significant movements across the spectrum of mega-cap and large-cap stocks. Intraday stock performance is being influenced by a variety of factors, resulting in notable upswings and downturns. Among the mega-caps, Nvidia Corp is gaining ground, while Alibaba-exch (BABA) is experiencing a notable dip.

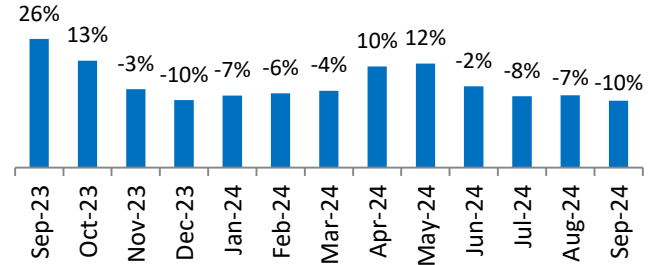
Top 5 Nifty Gainers	08-Oct	07-Oct	Var(%)
ADANIENT	3161	3018	4.7%
ADANIPORTS	1419	1355	4.7%
M&M	3166	3060	3.5%
DIVISLAB	5547	5404	2.6%
COALINDIA	492	480	2.4%
Top 5 Nifty Losers	08-Oct	07-Oct	Var(%)
SBILIFE	1728	1788	-3.4%
TATASTEEL	160	164	-2.9%
TITAN	3493	3589	-2.7%
BAJAJFINSV	1838	1879	-2.2%
JSWSTEEL	998	1019	-2.0%

BSE Index Watch	Last	1 day	1 wk	1 mth	1 yr
SENSEX	81635	0.7%	-3.2%	0.1%	24.6%
MIDCAP	47892	1.9%	-3.0%	-1.0%	51.1%
SMLCAP	55440	2.4%	-3.0%	-0.3%	49.0%
AUTO	59296	1.7%	-2.9%	3.1%	65.2%
BANKEKX	57805	1.1%	-3.7%	-0.3%	17.2%
Capital Goods	70731	2.8%	-3.2%	-0.1%	48.7%
FMCG	23007	0.7%	-3.3%	-2.0%	23.6%
Health Care	43954	1.9%	-0.6%	1.4%	57.1%
IT	42733	0.6%	0.9%	0.4%	31.1%
METAL	33136	-1.1%	-4.3%	6.6%	48.1%
Oil & Gas	30158	1.3%	-5.3%	-3.3%	63.5%
Power	8291	2.4%	-4.2%	4.2%	85.5%
Realty	8044	1.0%	-6.4%	0.0%	72.9%

NSE USD Futures	08-Oct	07-Oct	Var (%)
Oct Expiry (Rs./\$)	83.99	83.99	0.0%
Nov Expiry (Rs./\$)	83.97	83.97	0.0%
Total Turnover (Rs. Crore)	723	11984	-94%

Sectors	TTM PE
Auto	33.7
Auto Ancillary	52.83
Banking	14.29
Engineering	43.22
Cement	83.24
Diamonds & Jewellery	50.58
Housing Finance	26.42
Infrastructure & Const	35.74
Metals-Aluminium	36.03
Metal – Steel	20.39
Oil Expl.	17.04
Pharma	11.35
Power – Gen. Supp.	45.95
Information Tech.	26.85
Sugar	22.89
Telecom Serv. Prov.	87.2
Tyres	27

**Ashok Leyland Monthly Volume Growth (YoY)**  
(Source: Company data)



10 year G-Sec Yield	Current	Previous	Change
US	4.01%	4.01%	0 bps
Japan	0.94%	0.93%	1 bps
India	6.81%	6.85%	(4) bps
UK	4.18%	4.21%	(3) bps
Libor 3 Mths	4.85%	4.85%	0 bps

Indian Eco Data	Current	Previous	Var(%)
Forex Reserve (US\$ in bn)	654	652	0.3%
Inflation - WPI	1.31%	2.04%	(73) bps
Inflation - CPI	3.65%	3.60%	5 bps

India GDP	Q1FY25	Q4FY24	Var(%)
Growth	6.70%	7.76%	(106)bps

Monetary Policy	Current	Previous	Change
Repo Rate	6.50%	6.50%	0 bps
Reverse Repo Rate	3.35%	3.35%	0 bps
CRR	4.50%	4.50%	0 bps
O/S Banking System Liquidity (Rs bn)	1866	2605	(738.5)

IIP Growth %	Jul-24	Jul-23	Apr-Feb
IIP	4.8	6.2	5.5
Mining	3.7	10.7	6.8
Manufacturing	4.6	5.3	4.5
Electricity	7.9	8.0	9.0



**Bulk Deal As On 08/10/24**

BSE					
Security Code	Security Name	Client Name	Deal	Quantity	Price
539773	ADVIKCA	ONE TREE HILL PROPERTIES PVT L	B	6000000	3.25
539773	ADVIKCA	ORCHARD ROAD PROPERTIES PVT LT	B	7700000	3.25
539773	ADVIKCA	TRAPAL TRADING PRIVATE LIMITED	S	5681126	3.25
526443	AEIM	GREEN PEAKS ENTERPRISES LLP	S	14843	236.25
544224	AFCOM	MULTIPLIER SHARE & STOCK ADVISORS PRIVATE LIMITED	S	145200	507.4
544224	AFCOM	MULTIPLIER SHARE & STOCK ADVISORS PRIVATE LIMITED	B	145200	467.25
538351	AFEL	CHETANBHAI RUGNATH BHAIMATHOLIYA	B	143198	19.81
544183	ASSOCIATED	AKANKSHASHARMA	S	10000	258.8
544183	ASSOCIATED	BONANZA PORTFOLIO LIMITED	S	9000	263.33
544183	ASSOCIATED	BONANZA PORTFOLIO LIMITED	B	6000	266.68
540829	CHANDRIMA	SATISH PURUSHOTTAM PASEBAND	B	12000	40.89
531099	CHECKPOINT	HARDIK MAHENDRAKUMAR SHAH HUF	B	30155	14.63
539559	DDIL	ISHAAN TRADEFIN LLP	B	900000	8.65
543516	DHYAANITR	BINDIABEN SUNILKUMAR MEHTA	B	120400	22.83
543516	DHYAANITR	RATHOD MANOJ CHHAGANLAL HUF	S	280000	23.2
543516	DHYAANITR	VINOD DEVICHAND VINAYKIYA	S	114800	22.25
513579	FFPL	RUCHIRA GOYAL	B	77188	6.27
513579	FFPL	SHRADDHA VYAPAAR PRIVATE LTD	S	74476	6.26
530705	FLORATX	GREEN PEAKS ENTERPRISES LLP	S	32900	97.73
530705	FLORATX	GREEN PEAKS ENTERPRISES LLP	B	5000	101.71
540190	FRANKLININD	ISHAAN TRADEFIN LLP	B	2250000	2.34
540613	GEL	PANTOMATH FINANCE PRIVATE LIMITED	S	124500	109.68
540613	GEL	PRAKASH LALCHANDANI	B	100500	108.92
513536	GNRL	PRAKASH UTTAMCHAND WADHWANI	B	1200000	23.15
513536	GNRL	SNORD TRADING PRIVATE LIMITED	S	1500000	23.15
544221	KIZI	JAISWAL	S	66000	27.36
544221	KIZI	MADHUBEN RAJENDRA MEHTA	S	54000	28.51
539686	KPEL	MAVIRA GROWTH OPPORTUNITIES FUND	B	400000	465.17
505523	MAHACORP	SAHIL MANI	S	3694392	0.77
544073	MCPL	DIVYA GUPTA	S	52000	152.18
543351	NBL	BEELINE BROKING LIMITED	S	115200	55
543351	NBL	PRANAV CHANDRAVADAN SHAH	S	52800	55.18
540386	ONTIC	NISHIL SHAH	B	2900000	0.54
540198	OSIAJEE	AMIT SHARMA	S	28000	47.7
540198	OSIAJEE	ANAND KUMAR YADAV	S	64400	47.72
540198	OSIAJEE	NIVL IT SERVICES PRIVATE LIMITED	B	112900	47.72
532350	PADMALAYAT	PRASAD SUREDDI	B	145000	5.75
538742	PANABYTE	ARUNA RAMASAMY	B	29502	49.66
538742	PANABYTE	GLOBALWORTH SECURITIES LIMITED	B	25000	45.49
538742	PANABYTE	GREEN PEAKS ENTERPRISES LLP	S	41747	48.04
538742	PANABYTE	GREEN PEAKS ENTERPRISES LLP	B	11354	45.69
538742	PANABYTE	MULTIPLIER SHARE & STOCK ADVISORS PRIVATE LIMITED	S	91700	50.06
538742	PANABYTE	MULTIPLIER SHARE & STOCK ADVISORS PRIVATE LIMITED	B	65711	45.54
538742	PANABYTE	NITTUR VENKATESH	B	22454	48.31
538742	PANABYTE	PRITI DAGA	S	24000	45.64
538742	PANABYTE	SHANMUGAVEL RAJ ASHOK KUMAR	B	29997	50.27
538742	PANABYTE	SHIVANSHU CHOUHAN	B	24333	45.95
538742	PANABYTE	SONU	S	24000	45.57

530095	PRADHIN	HANSACHANDRAKANTMODI	S	25000	44.18
543285	RCAN	PRAJAL BHANDARI	B	30000	656
538875	SELLWIN	SWATI VASANT SANAS	S	102126	26.51
530433	SHIVAAGRO	PRAGNESH ROHITKUMAR PANDYA	S	24336	47.27
530433	SHIVAAGRO	PRAGNESH ROHITKUMAR PANDYA	B	53106	47.76
511493	SHRYDUS	ISHAAN TRADEFIN LLP	S	288785	22.98
511493	SHRYDUS	ISHAAN TRADEFIN LLP	B	288785	22.99
511493	SHRYDUS	JAI VINAYAK SECURITIES	S	289827	22.01
511493	SHRYDUS	JAI VINAYAK SECURITIES	B	290415	22.03
511493	SHRYDUS	SAVAN RAJENDRAKUMAR PATEL	S	482938	23
511493	SHRYDUS	SAVAN RAJENDRAKUMAR PATEL	B	481586	22.46
511493	SHRYDUS	SHAILESH DHAMELIYA	S	350000	23
511493	SHRYDUS	SHAILESH DHAMELIYA	B	350000	22.97
511493	SHRYDUS	SUNRISE GILTS AND SECURITIES PVT LTD	S	289520	23
531205	SPRIGHT	SAJM GLOBAL IMPEX PRIVATE LIMITED	S	2768226	12.57
531205	SPRIGHT	SAJM GLOBAL IMPEX PRIVATE LIMITED	B	2480386	13.57
532904	SUPREMEINF	STOCK VERTEX VENTURES	S	135000	102.67
539278	SYMBIOX	SUMANCHEPURI	S	300000	3.23
526638	TEXELIN	MULTIPLIER SHARE & STOCK ADVISORS PRIVATE LIMITED	B	150000	82.42

NSE

Security Code	Security Name	Client Name	Deal	Quantity	Price
ATALREAL	Atal Realtech Limited	MARKET-HUB STOCK BROKING PVT. LTD.	BUY	600000	8.37
ATALREAL	Atal Realtech Limited	NOPEA CAPITAL SERVICES PRIVATE LIMITED	SELL	6500000	8.39
ATALREAL	Atal Realtech Limited	RAVI GOYAL (HUF)	BUY	2507813	8.42
ATALREAL	Atal Realtech Limited	ROMAN INDUSTRIES LLP	BUY	1200000	8.36
ATALREAL	Atal Realtech Limited	VINOD HARILAL JHAVERI	SELL	1285549	8.36
DPEL	Divine Power Energy Ltd	IMVESTA GROWTH SCHEME	SELL	216000	70.57
DIVYADHAN	Div yadhan Recy cling Ind L	MULTIPLIER SHARE & STOCK ADVISORS PRIVATE LIMITED	BUY	98000	88.01
FELIX	Felix Industries Ltd.	ALOK KUMAR (HUF)	SELL	143000	226.83
FELIX	Felix Industries Ltd.	BASE ENGINEERING LLP	SELL	205000	226.93
HILTON	Hilton Metal Forging Limi	MUKUL AVANISH VARMA	BUY	108000	87.51
JYOTISTRUC	Jyoti Structures Ltd	AION JYOTI LLC	SELL	5680621	29.23
PARAMOUNT	Paramount Dye Tec Limited	ARNESTA GLOBAL OPPORTUNITIES FUND PCC - ARNESTA GLOBAL FUND 1	SELL	40800	109.9
PARAMOUNT	Paramount Dye Tec Limited	RAJASTHAN GLOBAL SECURITIES PVT LTD	SELL	38400	109.9
SDREAMS	S D Retail Limited	MANSI SHARE AND STOCK ADVISORS PVT LTD	BUY	150000	148.55
SHIVAUM	Shiv Aum Steels Limited	TRIPURARI DEALTRADE PRIVATE LIMITED	BUY	84500	282
SUPREMEINF	Supreme Infrastructure In	CLARICENT ADVISORY SERVICES LLP	SELL	130000	105.02
TRENT	Trent Ltd.	DODONA HOLDINGS LIMITED	SELL	1068120	7940
TRENT	Trent Ltd.	SIDDHARTHA YOG	BUY	1068120	7940
WINNY	Winny Immigra & Edu Ser L	TARAK VINAYKUMAR VORA	BUY	16000	249
ZTECH	Z-Tech (India) Limited	PASHUPATI CAPITA SER PVT LTD	BUY	105600	415.75

**Disclosure:**

Research Reports that are published by Nirmal Bang Securities Private Limited (hereinafter referred to as "NBSPL") are for private circulation only. NBSPL is a registered Research Analyst under SEBI (Research Analyst) Regulations, 2014 having Registration no. INH000001766. NBSPL is also a registered Stock Broker with National Stock Exchange of India Limited, BSE Limited, Metropolitan Stock Exchange of India Limited, Multi Commodity Exchange of India Limited and , National Commodity and Derivative Exchange Limited in Capital Market , Equity and Commodities derivatives segments and Currency Derivatives Segment .

NBSPL has other business divisions with independent research teams separated by Chinese walls, and therefore may, at times, have different or contrary views on stocks and markets.

NBSPL or its associates have not been debarred / suspended by SEBI or any other regulatory authority for accessing / dealing in securities Market since last 20 years. NBSPL, its associates or analyst or his relatives do not hold any financial interest (Except Investment) in the subject company. NBSPL or its associates or Analyst do not have any conflict or material conflict of interest at the time of publication of the research report with the subject company. NBSPL or its associates or Analyst or his relatives may or may not hold beneficial ownership of 1% or more in the subject company at the end of the month immediately preceding the date of publication of this research report.

NBSPL or its associates / analyst has not received any compensation / managed or co-managed public offering of securities of the company covered by Analyst during the past twelve months. NBSPL or its associates have not received any compensation or other benefits from the company covered by Analyst or third party in connection with the research report. Analyst has not served as an officer, director or employee of Subject Company. NBSPL / analyst has not been engaged in market making activity of the subject company.

**Analyst Certification:** The research analysts and authors of these reports, hereby certify that the views expressed in this research report accurately reflects my/our personal views about the subject securities, issuers, products, sectors or industries. It is also certified that no part of the compensation of the analyst(s) was, is, or will be directly or indirectly related to the inclusion of specific recommendations or views in this research. The analyst(s) principally responsible for the preparation of this research report and has taken reasonable care to achieve and maintain independence and objectivity in making any recommendations.

**Disclaimer:**

The Research Report is for the personal information of the authorized recipient and does not construe to be any investment, legal or taxation advice. NBSPL is not soliciting any action based upon it. Nothing in the research report shall be construed as a solicitation to buy or sell any security or product, or to engage in or refrain from engaging in any such transaction. In preparing the research report, we did not take into account the investment objectives, financial situation and particular needs of the reader.

The research report has been prepared for the general use of the clients of NBSPL and must not be copied, either in whole or in part, or distributed or redistributed to any other person in any form. If you are not the intended recipient you must not use or disclose the information in the research report in any way. Though disseminated to all the customers simultaneously, not all customers may receive the research report at the same time. NBSPL will not treat recipients as customers by virtue of their receiving the research report. The research report is not directed or intended for distribution to or use by any person or entity resident in a state, country or any jurisdiction, where such distribution, publication, availability or use would be contrary to law, regulation or which would subject NBSPL & its group companies to registration or licensing requirements within such jurisdictions.

The report is based on the information obtained from sources believed to be reliable, but we do not make any representation or warranty that it is accurate, complete or up-to-date and it should not be relied upon as such. We accept no obligation to correct or update the information or opinions in it. NBSPL or any of its affiliates or employees shall not be in any way responsible for any loss or damage that may arise to any person from any inadvertent error in the information contained in the research report. NBSPL or any of its affiliates or employees do not provide, at any time, any express or implied warranty of any kind, regarding any matter pertaining to this report, including without limitation the implied warranties of merchantability, fitness for a particular purpose, and non-infringement. The recipients of the research report should rely on their own investigations.

This information is subject to change without any prior notice. NBSPL reserves its absolute discretion and right to make or refrain from making modifications and alterations to this statement from time to time. Nevertheless, NBSPL is committed to providing independent and transparent recommendations to its clients, and would be happy to provide information in response to specific client queries.

Before making an investment decision on the basis of research report, the reader needs to consider, with or without the assistance of an adviser, whether the advice is appropriate in light of their particular investment needs, objectives and financial circumstances. There are risks involved in securities trading. The price of securities can and does fluctuate, and an individual security may even become valueless. International investors are reminded of the additional risks inherent in international investments, such as currency fluctuations and international stock market or economic conditions, which may adversely affect the value of the investment. Opinions expressed are subject to change without any notice. Neither the company nor the director or the employees of NBSPL accept any liability whatsoever for any direct, indirect, consequential or other loss arising from any use of the research report and/or further communication in relation to the research report. Here it may be noted that neither NBSPL, nor its directors, employees, agents or representatives shall be liable for any damages whether direct or indirect, incidental, special or consequential including lost revenue or lost profit that may arise from or in connection with the use of the information contained in the research report.

Copyright of this document vests exclusively with NBSPL.

Our reports are also available on our website

Registration granted by SEBI and certification from NISM in no way guarantee performance of NBSPL or provide any assurance of returns to investors.

**Nirmal Bang Research (Division of Nirmal Bang Securities Pvt. Ltd.)**

B-2, 301/302, Marathon Innova,  
Opp. Peninsula Corporate Park  
Off. Ganpatrao Kadam Marg  
Lower Parel(W), Mumbai-400013  
Board No. : 91 22 6723 8000/8001  
Fax. : 022 6723 8010